


Wireless World

RADIO and ELECTRONICS



OCT. 1945

1/6

Vcl. LI. No. 10

IN THIS
ISSUE:

RADAR AND THE INDUSTRY

Wireless World

Proprietors :
ILIFFE & SONS LTD.

Managing Editor :
HUGH S. POCOCK,
M.I.E.E.

Editor :
H. F. SMITH

Editorial, Advertising
and Publishing Offices:
DORSET HOUSE,
STAMFORD STREET,
LONDON, S.E.1.

Telephone :
Waterloo 3333 (35 lines).

Telegrams :
"Ethaworld, Sedist, London."



PUBLISHED
MONTHLY

Price : 1/6

(Publication date 26th
of preceding month)

Subscription Rate :
Home and Abroad
20/- per annum.

Radio and Electronics

35th YEAR OF PUBLICATION

OCTOBER 1945

MONTHLY COMMENTARY	289
RADAR PRODUCTION	290
AMATEUR TRANSMISSION By "Etheris"	296
FUNDAMENTALS OF RADAR—I.. .. .	299
RANDOM RADIATIONS By "Diallist"	303
EXTRA-TERRESTRIAL RELAYS By Arthur C. Clarke	305
CONTRAST EXPANSION (Concluded) By J. G. White	309
LETTERS TO THE EDITOR	313
UNBIASED. By Free Grid	316
WORLD OF WIRELESS	317
RECENT INVENTIONS	320

Branch Offices ;

COVENTRY :
8-10, Corporation Street,
Telephone : Coventry 5210.
Telegrams :
"Autocar, Coventry."

BIRMINGHAM :
Guildhall Buildings,
Navigation Street 2.
Telephone :
Midland 2971 (5 lines).
Telegrams :
"Autopress, Birmingham."

MANCHESTER :
260, Deansgate, 3.
Telephone :
Blackfriars 4412 (4 lines).
Telegrams :
"Iliffe, Manchester."

GLASGOW :
26B, Renfield Street, C.2.
Telephone : Central 4857.
Telegrams : "Iliffe, Glasgow."



As many of the circuits and
apparatus described in these
pages are covered by patents,
readers are advised, before
making use of them, to satisfy
themselves that they would
not be infringing patents.

ARE YOU LOOKING FOR BACK ARTICLES?

Now you can buy back copies of Electronics
World from the years 2006, 2007 and 2008.

Digital editions £4.20 per copy



www.electronicsworld.co.uk

Wireless World

Radio and Electronics

35th YEAR OF PUBLICATION

OCTOBER 1945

Proprietors :
ILIFFE & SONS LTD.

Managing Editor :
HUGH S. POCOCK,
M.I.E.E.

Editor :
H. F. SMITH

Editorial, Advertising
and Publishing Offices:

DORSET HOUSE,
STAMFORD STREET,
LONDON, S.E.1.

Telephone :
Waterloo 3333 (35 lines).

Telegrams :
"Ethaworld, Sedist, London."



PUBLISHED
MONTHLY

Price : 1/6

(Publication date 26th
of preceding month)

Subscription Rate :
Home and Abroad
20/- per annum.

MONTHLY COMMENTARY	289
RADAR PRODUCTION	290
AMATEUR TRANSMISSION By "Etheris"	296
FUNDAMENTALS OF RADAR—I.. .. .	299
RANDOM RADIATIONS By "Diallist"	303
EXTRA-TERRESTRIAL RELAYS By Arthur C. Clarke	305
CONTRAST EXPANSION (Concluded) By J. G. White	309
LETTERS TO THE EDITOR	313
UNBIASED. By Free Grid	316
WORLD OF WIRELESS	317
RECENT INVENTIONS	320

Branch Offices :

COVENTRY :
8-10, Corporation Street,
Telephone : Coventry 5210.

Telegrams :
"Autocar, Coventry."

BIRMINGHAM :
Guildhall Buildings,
Navigation Street 2.
Telephone :
Midland 2971 (5 lines).
Telegrams :
"Autopress, Birmingham."

MANCHESTER :
260, Deansgate, 3.
Telephone :
Blackfriars 4472 (4 lines).
Telegrams :
"Iliffe, Manchester."

GLASGOW :
26B, Renfield Street, C.2.
Telephone : Central 4857.
Telegrams : "Iliffe, Glasgow."



As many of the circuits and
apparatus described in these
pages are covered by patents,
readers are advised, before
making use of them, to satisfy
themselves that they would
not be infringing patents.

EXTRA-TERRESTRIAL RELAYS

Can Rocket Stations Give World-wide Radio Coverage?

By ARTHUR C. CLARKE

ALTHOUGH it is possible, by a suitable choice of frequencies and routes, to provide telephony circuits between any two points or regions of the earth for a large part of the time, long-distance communication is greatly hampered by the peculiarities of the ionosphere, and there are even occasions when it may be impossible. A true broadcast service, giving constant field strength at all times over the whole globe would be invaluable, not to say indispensable, in a world society.

Unsatisfactory though the telephony and telegraph position is, that of television is far worse, since ionospheric transmission cannot be employed at all. The service area of a television station, even on a very good site, is only about a hundred miles across. To cover a small country such as Great Britain would require a network of transmitters, connected by coaxial lines, waveguides or VHF relay links. A recent theoretical study¹ has shown that such a system would require repeaters at intervals of fifty miles or less. A system of this kind could provide television coverage, at a very considerable cost, over the whole of a small country. It would be out of the question to provide a large continent with such a service, and only the main centres of population could be included in the network.

The problem is equally serious when an attempt is made to link television services in different parts of the globe. A relay chain several thousand miles long would cost millions, and transoceanic services would still be impossible. Similar considerations apply to the provision of wide-band frequency modulation and other services, such as high-speed facsimile which are by their nature restricted to the ultra-high-frequencies.

Many may consider the solution proposed in this discussion too far-fetched to be taken very seriously. Such an attitude is unreasonable, as everything envisaged here is a

logical extension of developments in the last ten years—in particular the perfection of the long-range rocket of which V2 was the prototype. While this article was being written, it was announced that the Germans were considering a similar project, which they believed possible within fifty to a hundred years.

Before proceeding further, it is necessary to discuss briefly certain fundamental laws of rocket propulsion and "astronautics." A rocket which achieved a sufficiently great speed in flight outside the earth's atmosphere would never return. This "orbital" velocity is 8 km per sec. (5 miles per sec), and a rocket which attained it would become an artificial satellite, circling the world for ever with no expenditure of power—a second moon, in fact.

the atmosphere and left to broadcast scientific information back to the earth. A little later, manned rockets will be able to make similar flights with sufficient excess power to break the orbit and return to earth.

There are an infinite number of possible stable orbits, circular and elliptical, in which a rocket would remain if the initial conditions were correct. The velocity of 8 km/sec. applies only to the closest possible orbit, one just outside the atmosphere, and the period of revolution would be about 90 minutes. As the radius of the orbit increases the velocity decreases, since gravity is diminishing and less centrifugal force is needed to balance it. Fig. 1 shows this graphically. The moon, of course, is a particular case and would lie on the curves of Fig. 1 if they were produced. The proposed German space-stations

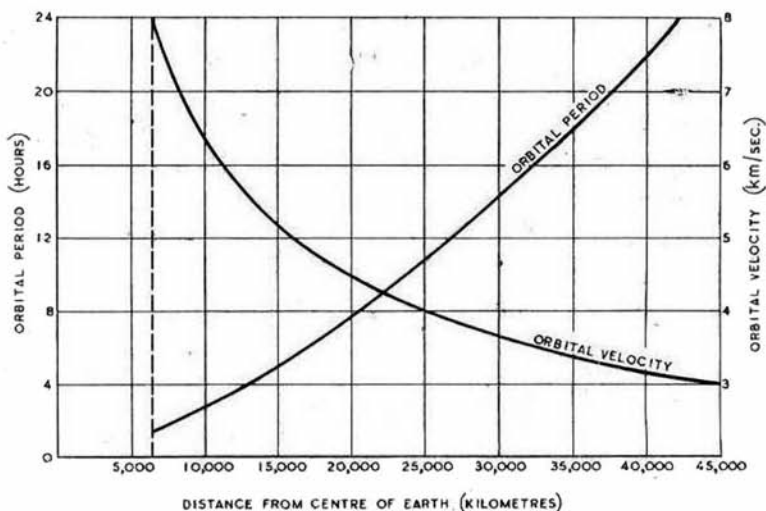


Fig. 1. Variation of orbital period and velocity with distance from the centre of the earth.

The German transatlantic rocket A10 would have reached more than half this velocity.

It will be possible in a few more years to build radio controlled rockets which can be steered into such orbits beyond the limits of

would have a period of about four and a half hours.

It will be observed that one orbit, with a radius of 42,000 km, has a period of exactly 24 hours. A body in such an orbit, if its plane coincided with that of the

Extra-terrestrial Relays—

earth's equator, would revolve with the earth and would thus be stationary above the same spot on the planet. It would remain fixed in the sky of a whole hemisphere and unlike all other heavenly bodies would neither rise nor set. A body in a smaller orbit would revolve more quickly than the earth and so would rise in the west, as indeed happens with the inner moon of Mars.

Using material ferried up by rockets, it would be possible to construct a "space-station" in such an orbit. The station could be provided with living quarters, laboratories and everything needed for the comfort of its crew, who would be relieved and provisioned by a regular rocket service. This project might be undertaken for purely scientific reasons as it would contribute enormously to our knowledge of astronomy, physics and meteorology. A good deal of literature has already been written on the subject.²

Although such an undertaking may seem fantastic, it requires

ments would be very small, as direct line of sight transmission would be used. There is the further important point that arrays on the earth, once set up, could remain fixed indefinitely.

Moreover, a transmission received from any point on the hemisphere could be broadcast to the whole of the visible face of

necessary evidence by exploring for echoes from the moon. In the meantime we have visual evidence that frequencies at the optical end of the spectrum pass through with little absorption except at certain frequencies at which resonance effects occur. Medium high frequencies go through the E layer twice to be reflected from the F

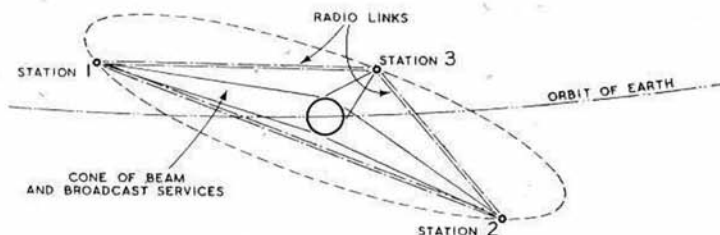


Fig. 3. Three satellite stations would ensure complete coverage of the globe.

the globe, and thus the requirements of all possible services would be met (Fig. 2).

It may be argued that we have as yet no direct evidence of radio waves passing between the surface

layer and echoes have been received from meteors in or above the F layer. It seems fairly certain that frequencies from, say, 50 Mc/s to 100,000 Mc/s could be used without undue absorption in the atmosphere or the ionosphere.

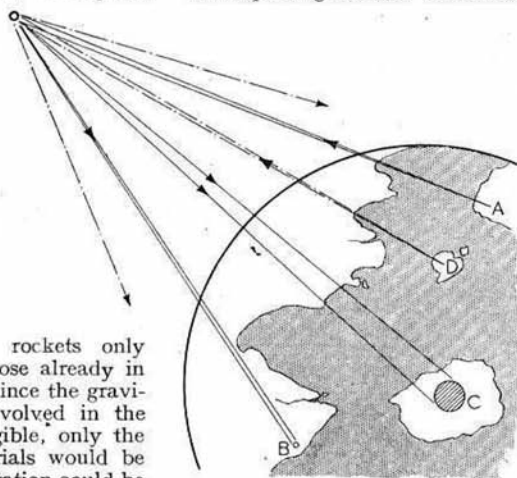
A single station could only provide coverage to half the globe, and for a world service three would be required, though more could be readily utilised. Fig. 3 shows the simplest arrangement. The stations would be arranged approximately equidistantly around the earth, and the following longitudes appear to be suitable:—

- 30 E—Africa and Europe.
- 150 E—China and Oceania.
- 90 W—The Americas.

The stations in the chain would be linked by radio or optical beams, and thus any conceivable beam or broadcast service could be provided.

The technical problems involved in the design of such stations are extremely interesting,³ but only a few can be gone into here. Batteries of parabolic reflectors would be provided, of apertures depending on the frequencies employed. Assuming the use of 3,000 Mc/s waves, mirrors about a metre across would beam almost all the power on to the earth. Larger reflectors could be used to illuminate single countries or regions for the more restricted services, with con-

Fig. 2. Typical extra-terrestrial relay services. Transmission from A being relayed to point B and area C; transmission from D being relayed to whole hemisphere.



for its fulfilment rockets only twice as fast as those already in the design stage. Since the gravitational stresses involved in the structure are negligible, only the very lightest materials would be necessary and the station could be as large as required.

Let us now suppose that such a station were built in this orbit. It could be provided with receiving and transmitting equipment (the problem of power will be discussed later) and could act as a repeater to relay transmissions between any two points on the hemisphere beneath, using any frequency which will penetrate the ionosphere. If directive arrays were used, the power require-

of the earth and outer space; all we can say with certainty is that the shorter wavelengths are not reflected back to the earth. Direct evidence of field strength above the earth's atmosphere could be obtained by V2 rocket technique, and it is to be hoped that someone will do something about this soon as there must be quite a surplus stock somewhere! Alternatively, given sufficient transmitting power, we might obtain the

sequent economy of power. On the higher frequencies it is not difficult to produce beams less than a degree in width, and, as mentioned before, there would be no physical limitations on the size of the mirrors. (From the space station, the disc of the earth would be a little over 17 degrees across). The same mirrors could be used for many different transmissions if precautions were taken to avoid cross modulation.

It is clear from the nature of the system that the power needed will be much less than that required for any other arrangement, since all the energy radiated can be uniformly distributed over the service area, and none is wasted. An approximate estimate of the power required for the broadcast service from a single station can be made as follows:—

The field strength in the equatorial plane of a $\lambda/2$ dipole in free space at a distance of d metres is ⁴

$$e = 6.85 \frac{\sqrt{P}}{d} \text{ volts/metre, where}$$

P is the power radiated in watts.

Taking d as 42,000 km (effectively it would be less), we have

$P = 37.6 e^2$ watts. (e now in $\mu\text{V}/\text{metre}$.)

If we assume e to be 50 microvolts/metre, which is the F.C.C. standard for frequency modulation, P will be 94 kW. This is the power required for a single dipole, and not an array which would

concentrate all the power on the earth. Such an array would have a gain over a simple dipole of about 80. The power required for the broadcast service would thus be about 1.2 kW.

Ridiculously small though it is, this figure is probably much too generous. Small parabolas about a foot in diameter would be used for receiving at the earth end and would give a very good signal/noise ratio. There would be very little interference, partly because of the frequency used and partly because the mirrors would be pointing towards the sky which could contain no other source of signal. A field strength of 10 microvolts/metre might well be ample, and this would require a transmitter output of only 50 watts.

When it is remembered that these figures relate to the broadcast service, the efficiency of the system will be realised. The point-to-point beam transmissions might need powers of only 10 watts or so. These figures, of course, would need correction for ionospheric and atmospheric absorption, but that would be quite small over most of the band. The slight falling off in field strength due to this cause towards the edge of the service area could be readily corrected by a non-uniform radiator.

The efficiency of the system is strikingly revealed when we consider that the London Television


service required about 3 kW average power for an area less than fifty miles in radius.⁵

A second fundamental problem is the provision of electrical energy to run the large number of transmitters required for the different services. In space beyond the atmosphere, a square metre normal to the solar radiation intercepts 1.35 kW of energy.⁶ Solar engines have already been devised for terrestrial use and are an economic proposition in tropical countries. They employ mirrors to concentrate sunlight on the boiler of a low-pressure steam engine. Although this arrangement is not very efficient it could be made much more so in space where the operating components are in a vacuum, the radiation is intense and continuous, and the low-temperature end of the cycle could be not far from absolute zero. Thermo-electric and photo-electric developments may make it possible to utilise the solar energy more directly.

Though there is no limit to the size of the mirrors that could be built, one fifty metres in radius would intercept over 10,000 kW and at least a quarter of this energy should be available for use.

The station would be in continuous sunlight except for some weeks around the equinoxes, when it would enter the earth's shadow for a few minutes every day. Fig. 4 shows the state of affairs during the eclipse period. For

A project which goes part of the way towards the goal envisaged in this article has been put forward by Westinghouse in collaboration with the Glen L. Martin Co. of America. The radius of coverage would be increased from 50 to 211 miles by beamed radiation from an aircraft flying at a height of 30,000 ft. and equipped with television and FM transmitters.



Extra-terrestrial Relays—

this calculation, it is legitimate to consider the earth as fixed and the sun as moving round it. The station would graze the earth's shadow at A, on the last day in February. Every day, as it made its diurnal revolution, it would cut more deeply into the shadow, undergoing its period of maxi-

channels would be available.

(3) The power requirements are extremely small since the efficiency of "illumination" will be almost 100 per cent. Moreover, the cost of the power would be very low.

(4) However great the initial expense, it would only be a fraction of that required for the

ever, owing to its finite acceleration, the rocket loses velocity as a result of gravitational retardation. If its acceleration (assumed constant) is a metres/sec.², then the necessary ratio R_0 is increased to

$$R_0 = R \frac{a + g}{a}$$

For an automatically controlled rocket a would be about $5g$ and so the necessary R would be 37 to 1. Such ratios cannot be realised with a single rocket but can be attained by "step-rockets"², while very much higher ratios (up to 1,000 to 1) can be achieved by the principle of "cellular construction"³.

Epilogue—Atomic Power

The advent of atomic power has at one bound brought space travel half a century nearer. It seems unlikely that we will have to wait as much as twenty years before atomic-powered rockets are developed, and such rockets could reach even the remoter planets with a fantastically small fuel/mass ratio—only a few per cent. The equations developed in the appendix still hold, but v will be increased by a factor of about a thousand.

In view of these facts, it appears hardly worth while to expend much effort on the building of long-distance relay chains. Even the local networks which will soon be under construction may have a working life of only 20-30 years.

References

- ¹ "Radio-Relay Systems," C. W. Hansell. *Proc. I.R.E.*, Vol 33, March, 1945.
- ² "Rockets," Willy Ley. (Viking Press, N.Y.)
- ³ "Das Problem der Befahrung des Weltraums," Hermann Noor-dung.
- ⁴ "Frequency Modulation," A. Hund. (McGraw Hill.)
- ⁵ "London Television Service," MacNamara and Birkinshaw. *J.I.E.E.*, Dec., 1938.
- ⁶ "The Sun," C. G. Abbot. (Appleton-Century Co.)
- ⁷ *Journal of the British Inter-planetary Society*, Jan., 1939.

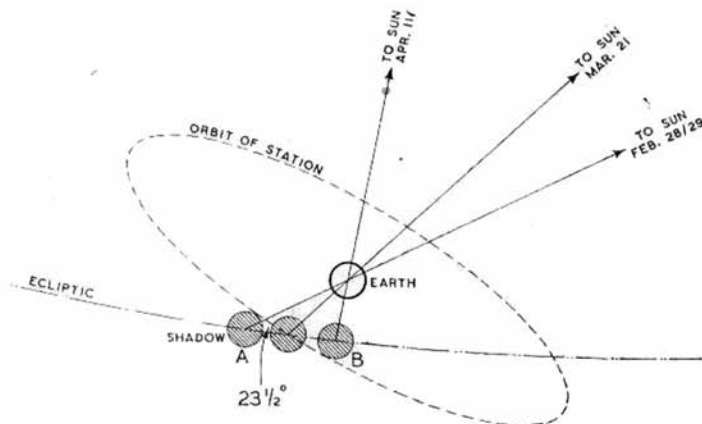


Fig. 4. Solar radiation would be cut off for a short period each day at the equinoxes.

imum eclipse on March 21st. on that day it would only be in darkness for 1 hour 9 minutes. From then onwards the period of eclipse would shorten, and after April 11th (B) the station would be in continuous sunlight again until the same thing happened six months later at the autumn equinox, between September 12th and October 14th. The total period of darkness would be about two days per year, and as the longest period of eclipse would be little more than an hour there should be no difficulty in storing enough power for an uninterrupted service.

Conclusion

Briefly summarised, the advantages of the space station are as follows:—

(1) It is the only way in which true world coverage can be achieved for all possible types of service.

(2) It permits unrestricted use of a band at least 100,000 Mc/s wide, and with the use of beams an almost unlimited number of

world networks replaced, and the running costs would be incomparably less.

Appendix—Rocket Design

The development of rockets sufficiently powerful to reach "orbital" and even "escape" velocity is now only a matter of years. The following figures may be of interest in this connection.

The rocket has to acquire a final velocity of 8 km/sec. Allowing 2 km/sec. for navigational corrections and air resistance loss (this is legitimate as all space-rockets will be launched from very high country) gives a total velocity needed of 10 km/sec. The fundamental equation of rocket motion is²

$$V = v \log_e R$$

where V is the final velocity of the rocket, v the exhaust velocity and R the ratio of initial mass to final mass (payload plus structure). So far v has been about 2-2.5 km/sec for liquid fuel rockets but new designs and fuels will permit of considerably higher figures. (Oxy-hydrogen fuel has a theoretical exhaust velocity of 5.2 km/sec and more powerful combinations are known.) If we assume v to be 3.3 km/sec, R will be 20 to 1. How-

EUROPEAN FREQUENCY ALLOCATIONS

THE Postmaster-General is understood to be planning an early Conference of interested parties to consider the allocation of frequency channels for the liberated countries of Europe. No detailed information on the scope of the Conference was available up to the time of going to press.